

# Detect Lead

On Any Surface... **Instantly!**



Protect  
your workers  
and minimize  
your liability.

- *Painted and Stained Surfaces*
- *Vinyl and other plastics*
- *Dust*

## ***The Power of a Testing Lab in the Palm of Your Hand!***

With LeadCheck® Swabs you can now find and control America's number one environmental health threat. Easy to use, disposable LeadCheck® Swabs will work on any surface, instantly turning bright pink when lead is present. Each swab is ready to use. There are no hidden steps or lengthy procedures. LeadCheck® Swabs are odorless, disposable and non-staining. The entire test procedure is so convenient that it can be performed anywhere in 30 seconds. There's even a test confirmation card to verify test results.

EPA Recognized  
**Lead**  
®  
**Check**  
S W A B S

*Another Quality Product from the Laboratories of Hybrivet Systems, Inc.*

# EPA Renovate Right

*Lead Renovation,  
Repair and Painting  
(RRP) Rule*

*EPA recognizes the  
LeadCheck® Lead Test Kit  
when used by  
a certified  
trainer.*

## Contact:



EMLab P&K  
1501 W. Knudsen Dr.  
Phoenix, AZ 85027  
www.emlabpk.com  
888-836-5227

EPA Recognized  
**Lead**  
✓  
**Check**  
S W A B S

## LeadCheck® Swabs

### DESCRIPTION

LeadCheck® Swabs are self-contained test units which provide a rapid, easy to use, specific test for lead on any surface.

### PRINCIPLE OF METHOD

LeadCheck® Swabs are based on the reactivity of lead with certain compounds capable of forming strongly colored complexes with lead. When LeadCheck® Swabs are used, a pink color that is specific for lead develops within 30 seconds and is stable for hours.

### SENSITIVITY

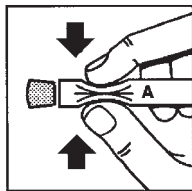
In defined laboratory tests, LeadCheck® Swabs reproducibly detect down to 2 micrograms of lead. In field tests conducted by two separate, independent inspection firms, LeadCheck® Swabs reliably detect 0.5% lead in paint with virtually 100% accuracy.

### BACKGROUND


**Paint** – The U.S. Government banned the use of lead in domestic paint in 1978. Buildings built before that time are likely to contain surfaces covered in lead based paint. Levels of lead exceeding one milligram/cm<sup>2</sup> are considered to be hazardous by the Federal Government.

### STEPS

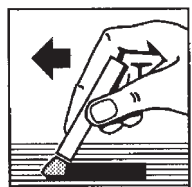
To use LeadCheck® Swabs:



1. SQUEEZE firmly at the two points indicated, first A then B.



2. SHAKE. Continue to squeeze until yellow liquid appears on the swab tip; this is the indication that the swab is ready to use.



3. RUB. While continuing to squeeze, rub the surface to be tested vigorously. If an unmistakable pink color forms on the tip of the swab or the surface being tested then lead is present at a hazardous level.

### APPLICATIONS

LeadCheck® Swabs can be used to detect lead on any surface. This method offers a rapid and reliable test for lead in:

- Paint or stain of any color on any surface.
- Waste material.
- Soil and dust.